





ENERG

енергия · ενεργεια



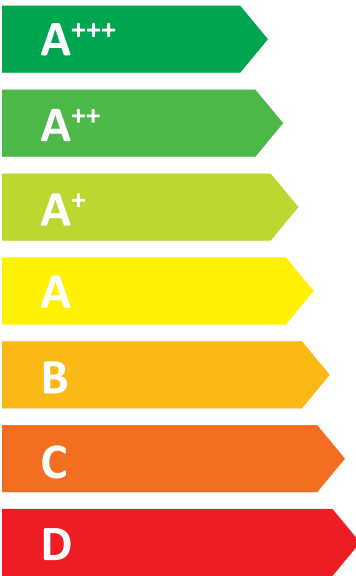
NETSU®

AS-NET-ODU-12-3PH
AS-NET-IDU-160-3PH



55 °C

35 °C



45dB

56dB

■ 10.3	■ 11.4
■ 12.0	■ 12.2
■ 12.5	■ 11.1
kW	kW